










LIGHTS AND CONTROLS

Take control of all your RIVA Voice speakers' features.

BUTTON CONTROLS

BUTTON	DESCRIPTION	ACTION
	Volume Up	Increase volume at the speaker.
	Volume Down	Decrease volume at the speaker.
	Previous song & forced pairing mode	Press once to go to the beginning of the current song or previous song. Press and hold for three (3) seconds to initiate pairing mode. (Depends on mode)
	Next song & input source	Press once to go to the beginning of the next song. Press and hold for three (3) seconds to change input source.
	Privacy Mode	Press once to mute the microphones.








I/O CONNECTIONS

I/O	DESCRIPTION
	AUX analog input jack for audio playback.
	USB type A connector for USB audio playback and charge out.
	AC socket for power to the speaker.
	Optical S/PDIF input jack for audio playback. (Available on select Voice speakers and devices.)

SHORTCUTS

KEY CODE	DESCRIPTION	ACTION
 	Factory reset button combination	Press and hold both buttons for three (3) seconds to reset connections.

LED LIGHT INDICATORS

COLOR	SOLID	FLASHING
	Spotify Connect playback	Paused/muted in Spotify Connect playback.
	AUX input playback	N/A
	Main unit in a speaker group - Away Mode only	Main speaker is in broadcasting mode for up to thirty (30) min. Away Mode only.
	Connected to Bluetooth playback	Bluetooth discovery mode.
	N/A	Pulsing: System booting.
	Optical input playback (available on select Voice speakers)	Paused/muted in Optical playback.
	Wi-Fi Connected & USB Playback	Ready to connect to Wi-Fi.